



ಬೃಹತ್ ಬೆಂಗಳೂರು ಮಹಾನಗರ ಪಾಲಿಕೆ  
Bruhat Bengaluru Mahanagara Palike



# BBMP COVID-19 WAR ROOM 15.01.2022



# ABSTRACT OF COVID-19 CASES IN BENGALURU

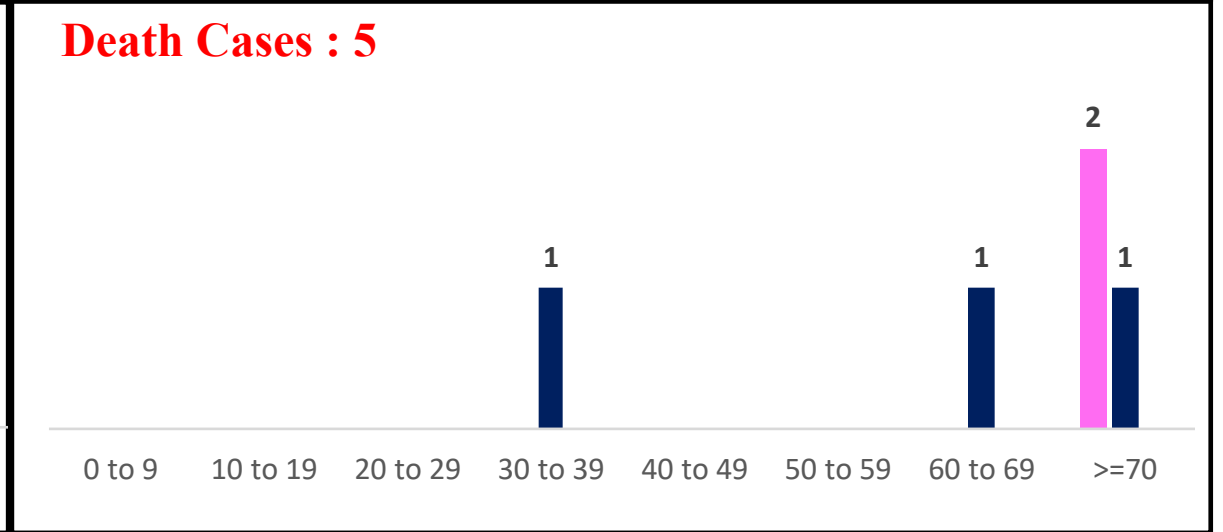
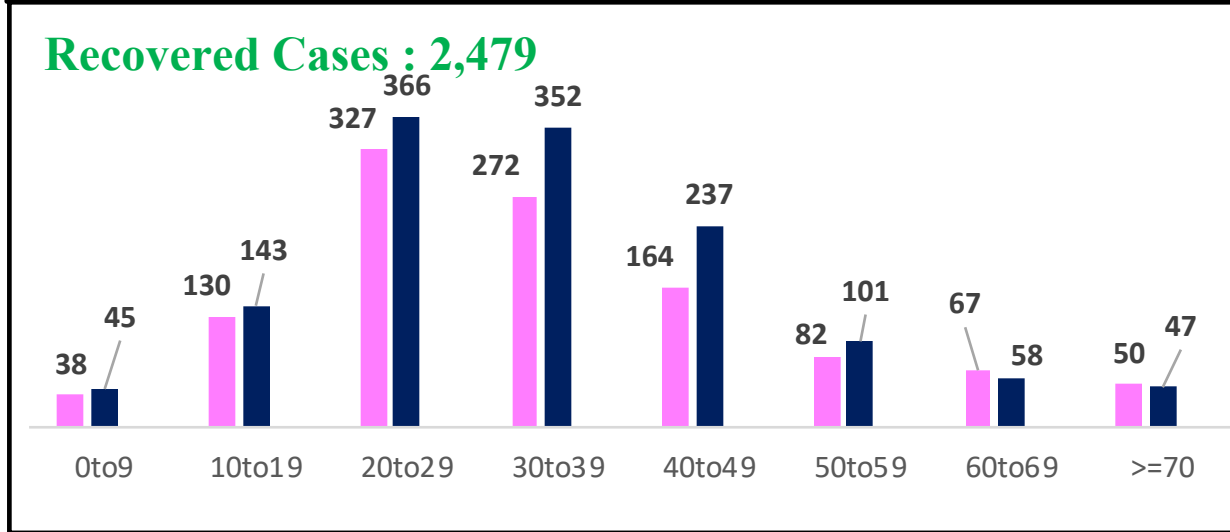
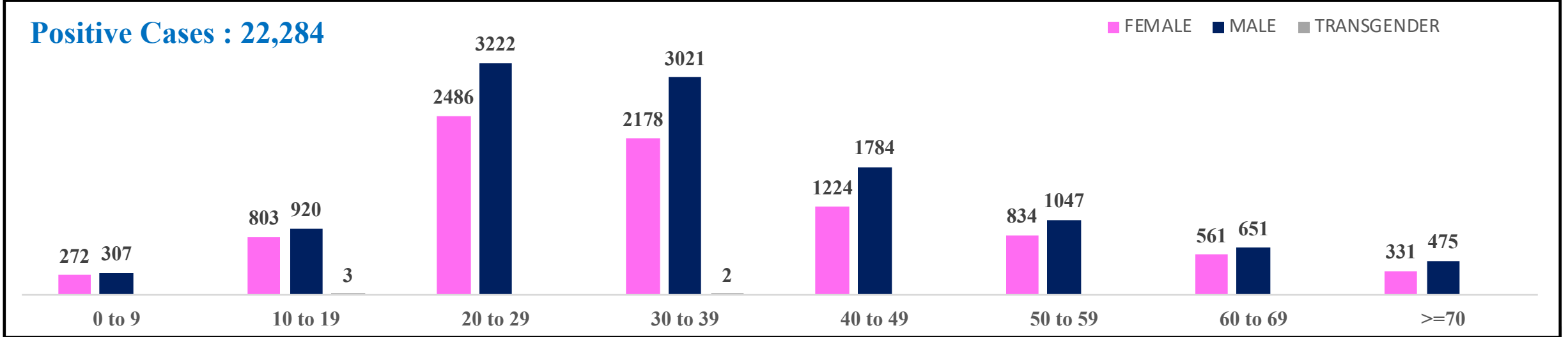


	MALE	FEMALE	TRANSGENDER	MALE	FEMALE	TRANSGENDER	TOTAL	
	Last 24 Hours	Last 24 Hours	Last 24 Hours	Cumulative	Cumulative	Cumulative	Last 24 Hours	Cumulative
<b>Positive Cases</b>	13,023	9,258	3	8,29,451	5,66,122	163	<b>22,284</b>	<b>13,95,736</b>
<b>Recovered Cases</b>	1,349	1,130	0	7,45,910	5,04,115	150	<b>2,479</b>	<b>12,50,175</b>
<b>Death Cases</b>	3	2	0	10,413	6,032	4	<b>5*</b>	<b>16,449</b>
<b>Total Tests Done</b>	<b>In Last 24 hrs : 1,11,662</b>					<b>Cumulative : 2,51,23,164</b>		
<b>ACTIVE CASES</b>					<b>1,29,112</b>			

\*Covid deaths occurred today : 00 | Covid deaths occurred beyond last 24 hrs., reported today : 05



# LAST 24 HOURS AGE GROUP AND GENDER WISE DISTRIBUTION





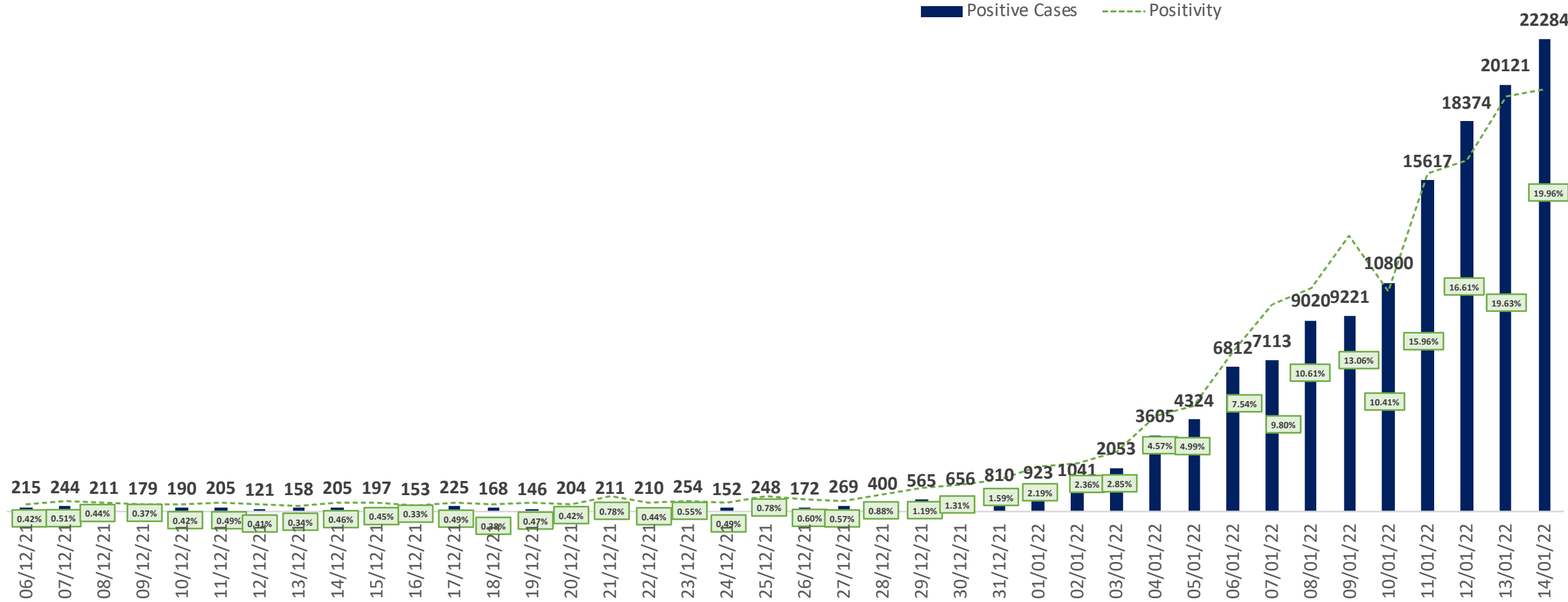
# SNAPSHOT OF BENGALURU COVID-19 CASES IN LAST 8 WEEKS



	20-11-2021 To 26-11-2021	27-11-2021 To 03-12-2021	04-12-2021 To 10-12-2021	11-12-2021 To 17-12-2021	18-12-2021 To 24-12-2021	25-12-2021 To 31-12-2021	01-12-2021 To 07-01-2022	08-01-2022 To 14-01-2022
<b>Total Positive Cases</b>	1,064	1,258	1,457	1,264	1,345	3,120	25,871	1,05,437
<b>Total Recovered Cases</b>	1,625	1,425	987	1,156	1,089	1,115	1,572	8,454
<b>Total Death Cases</b>	5	16	19	15	6	19	18	28
<b>Case Fatality Rate</b>	0.47%	1.27%	1.30%	1.19%	0.45%	0.61%	0.07%	0.03%
<b>Total Tests Conducted</b>	2,11,159	2,75,582	3,14,723	2,97,884	2,74,774	3,01,180	4,86,915	6,82,040
<b>Positivity Rate</b>	0.50%	0.46%	0.46%	0.42%	0.49%	1.04%	5.31%	15.46%

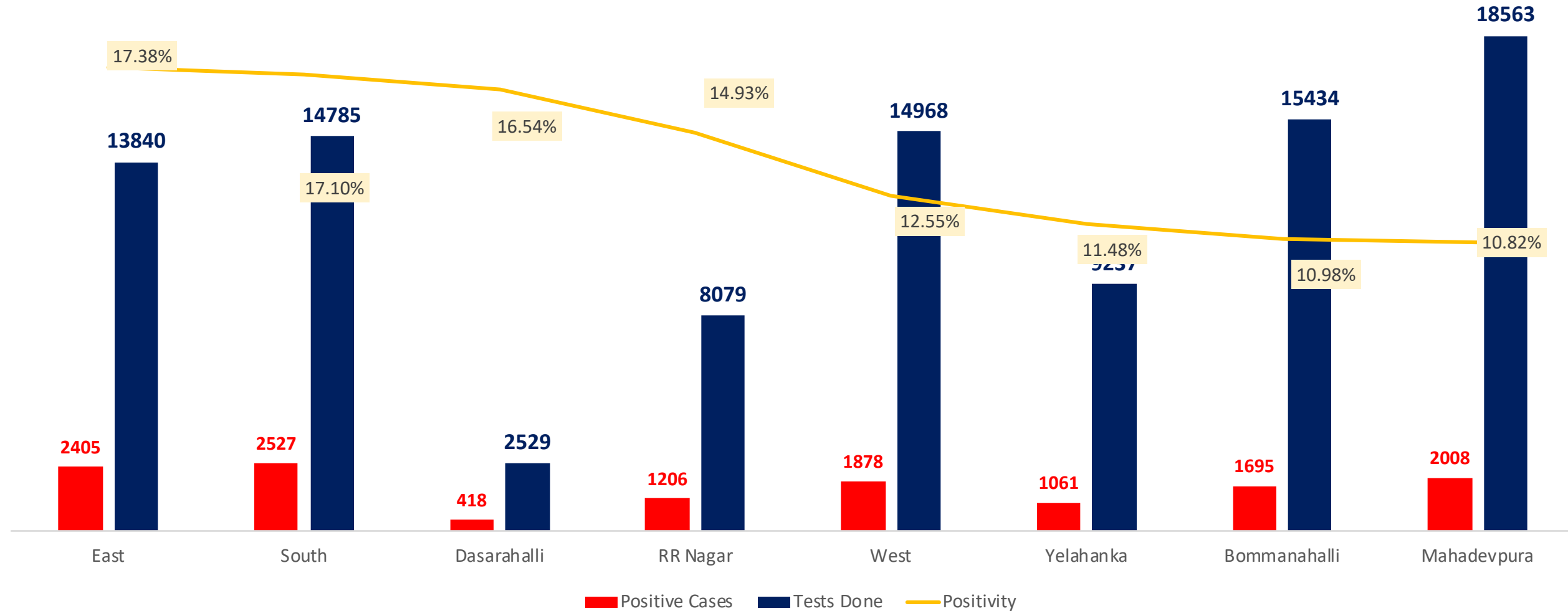


# POSITIVITY RATE OF BENGALURU – LAST 40 DAYS



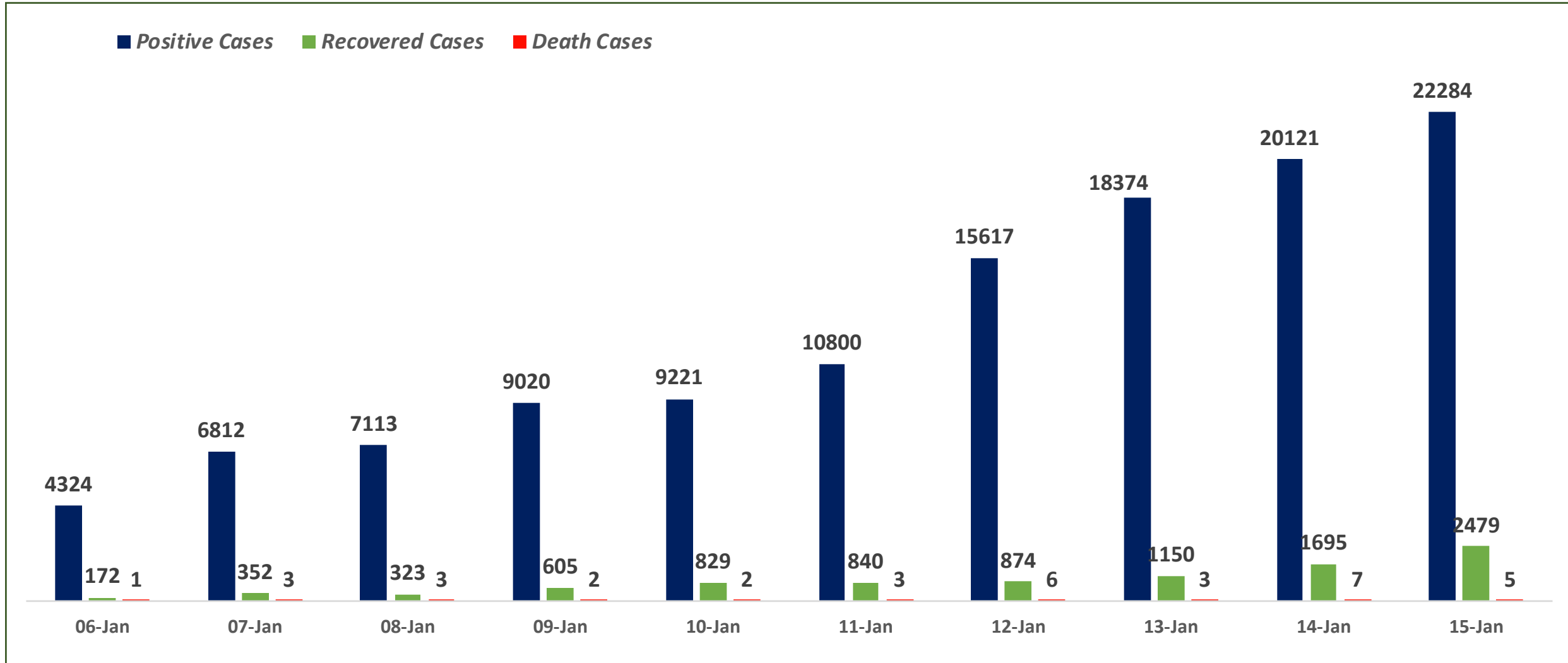


# ZONE WISE AVERAGE POSITIVITY TREND FOR LAST 7 DAYS





# SNAPSHOT OF POSITIVE, RECOVERED AND DEATH CASES OVER LAST 10 DAYS ACROSS BBMP ZONES

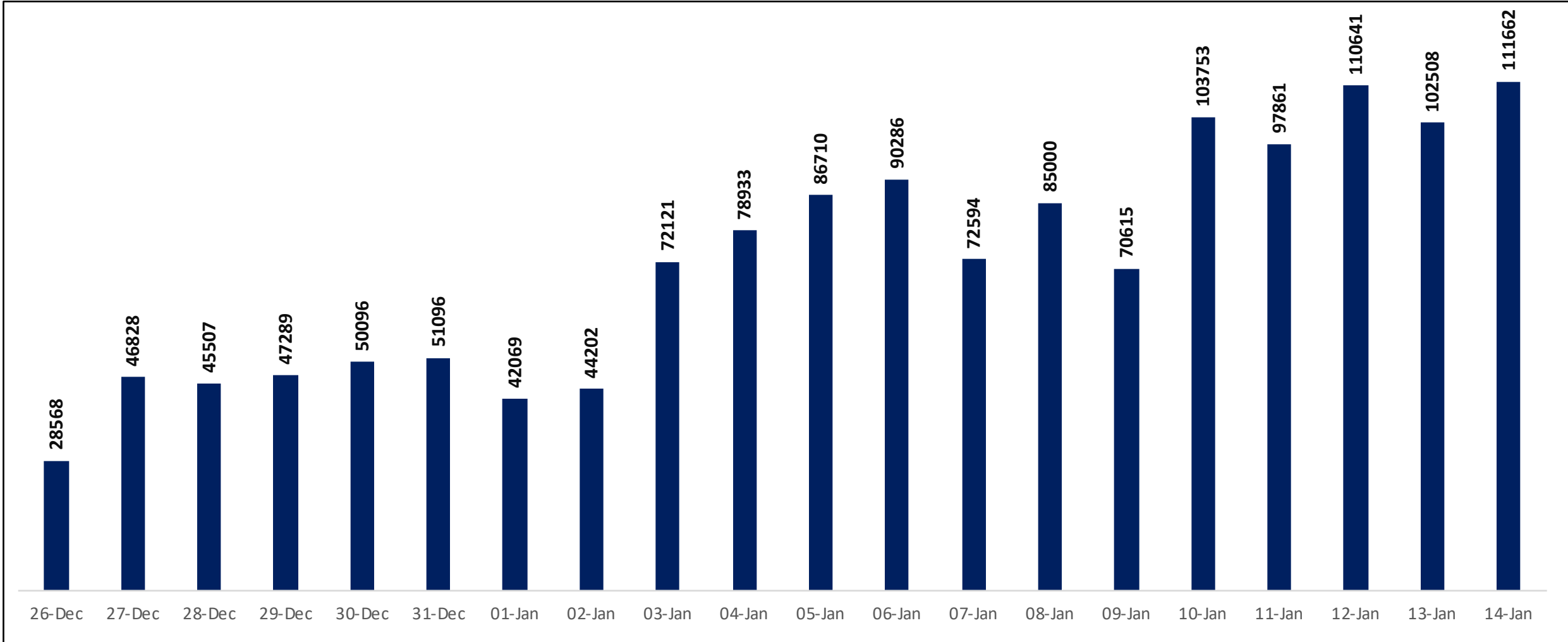




# TESTING TRENDS IN BENGALURU



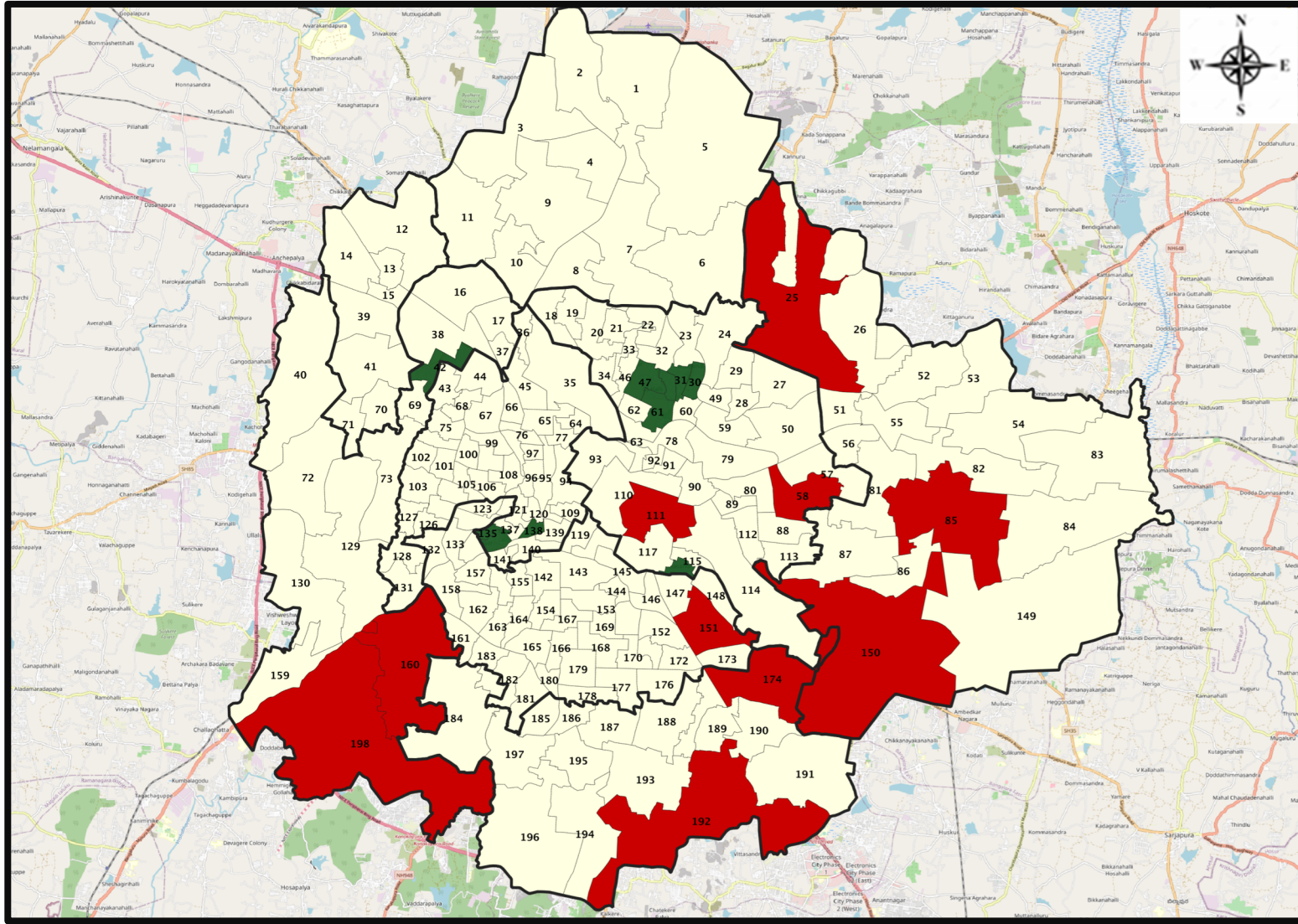
Total Test Conducted Till Date	Test Conducted Last 24 hours
2,51,23,164	1,11,662







# BENGALURU URBAN MAP SHOWING TREND OF POSITIVE CASES IN LAST 7 DAYS



## Top 10 wards reporting highest number of positive cases in last 7 days

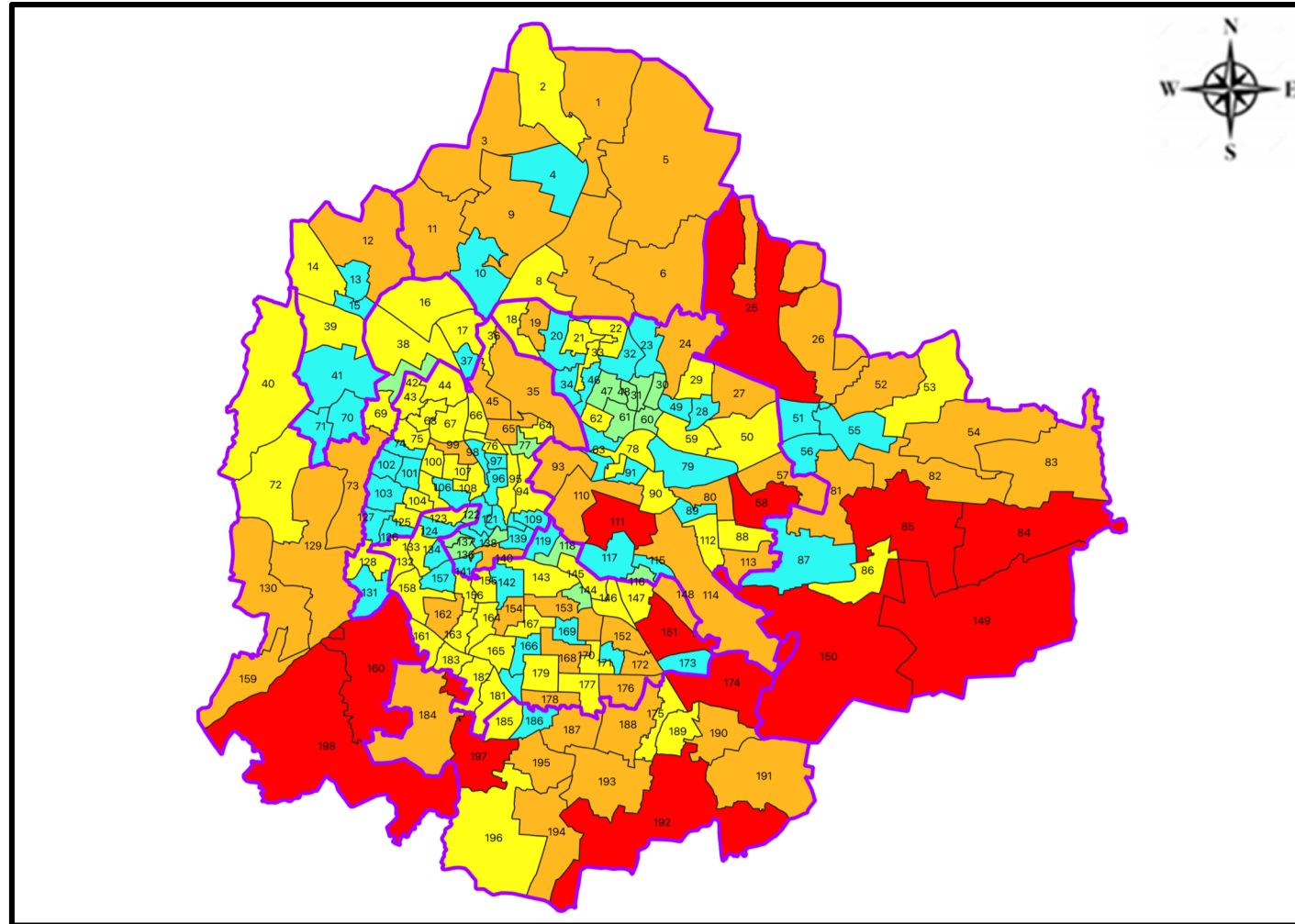
Ward No.	Ward Name	Daily Cases Average
150	Bellanduru	395
192	Begur	228
58	New Tippasandra	221
111	Shantala Nagar	207
174	HSR Layout	206
160	Rajarajeshwari Nagar	204
25	Horamavu	193
85	Dodda Nekkundi	186
151	Koramangala	182
198	Hemmigepura	180

## Top 10 wards reporting least number of positive cases in last 7 days

Ward No.	Ward Name	Daily Cases Average
48	Muneshwara Nagar	3
47	Devara Jeevanahalli	5
42	Lakshmi Devi Nagar	5
31	Kushal Nagar	5
138	Chalavadipalya	6
135	Padarayanapura	7
116	Nilasandra	7
30	Kadugondanahalli	10
136	Jagajivanram Nagar	10
61	S K Garden	11



# BENGALURU MAP SHOWING INTENSITY OF POSITIVE CASES IN LAST 7 DAYS



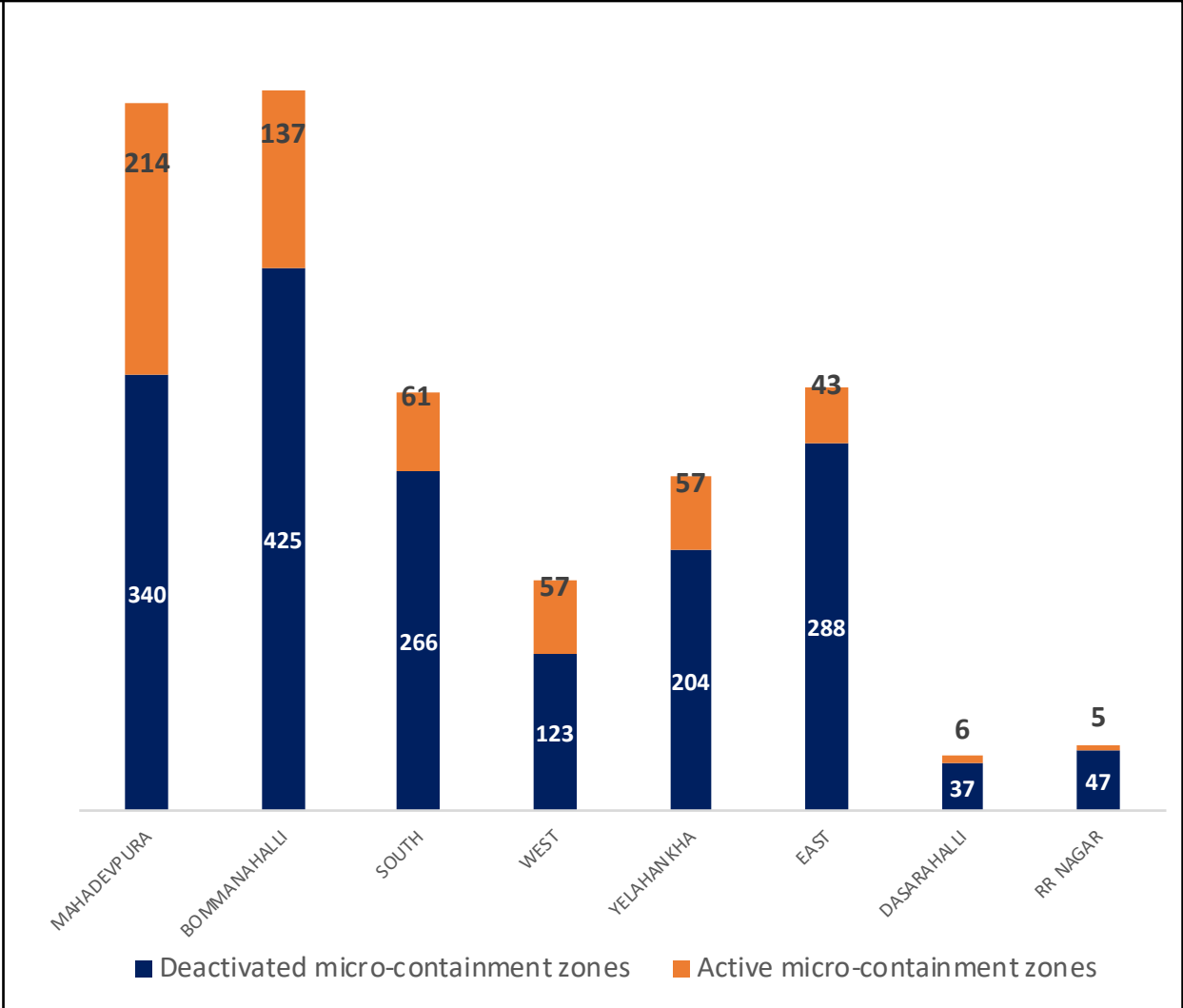
- Level 1 : 0 to 100 Cases
- Level 2 : 100 to 250 Cases
- Level 3 : 250 to 500 Cases
- Level 4 : 500 to 1000 Cases
- Level 5 : More than 1000 Cases
- Zone Boundaries



# CONTAINMENT ZONE DETAILS



ZONE	TOTAL DECLARED	TOTAL DEACTIVATED	TOTAL ACTIVE
MAHADEVPURA	554	340	214
BOMMANAHALLI	562	425	137
SOUTH	327	266	61
WEST	180	123	57
YELAHANKHA	261	204	57
EAST	331	288	43
DASARAHALLI	43	37	6
RR NAGAR	52	47	5
<b>TOTAL</b>	<b>2310</b>	<b>1730</b>	<b>580</b>





# COVID BED STATUS AS ON 15.01.2022

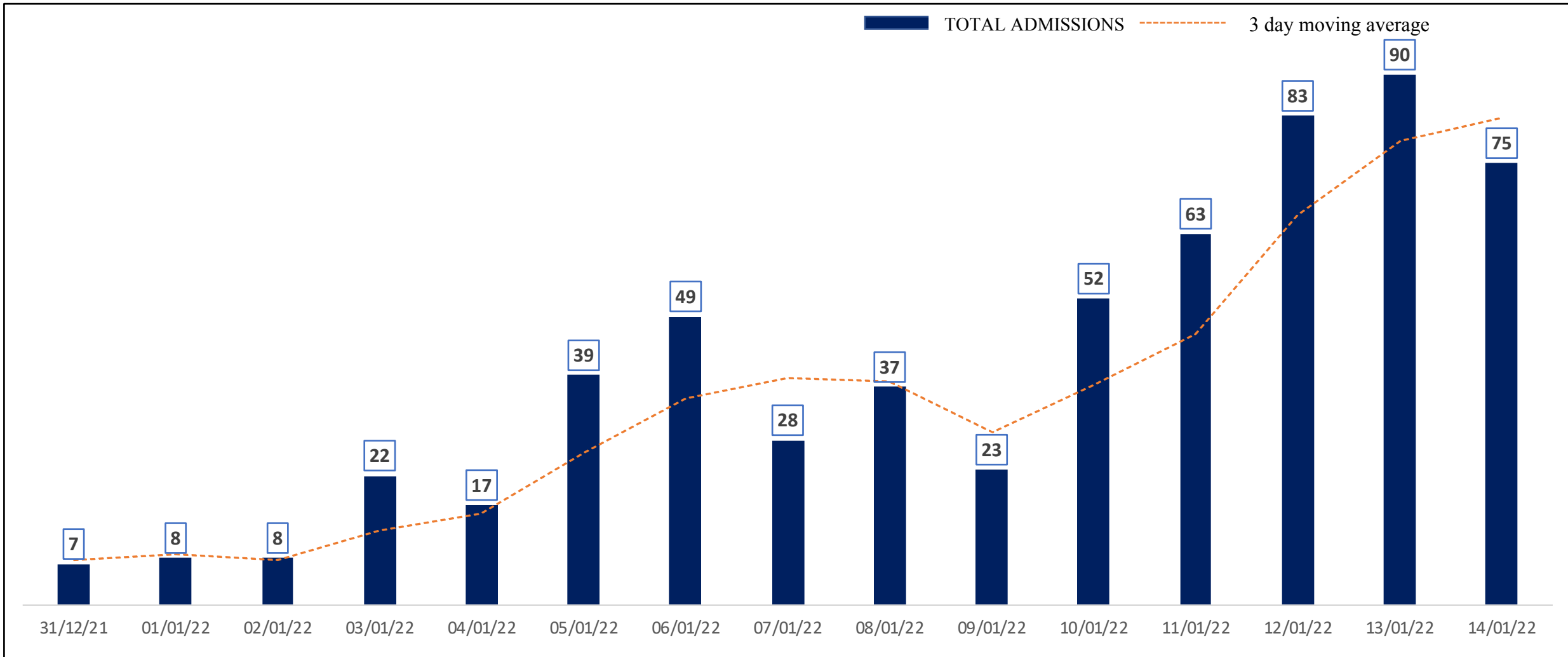


SR. NO.	Facility Type	No. of Hospital	Total Allocated Beds for C+ Patients					Occupied Beds for C+ Patients					Net Available Beds for C+ Patients				
			Gen Beds	HDU	ICU Beds	ICU-V	Total	Gen Beds	HDU	ICU Beds	ICU-V	Total	Gen Beds	HDU	ICU Beds	ICU-V	Total
1	Government Medical Colleges	4	120	255	33	27	435	28	68	26	7	129	92	187	7	20	306
2	Government Hospitals	17	671	267	80	117	1,135	117	76	13	7	213	554	191	67	110	922
3	Private Medical Colleges	12	1,537	1,599	161	180	3,477	17	16	9	3	45	1,520	1,583	152	177	3,432
4	Private Hospitals	26	753	424	148	108	1,433	13	20	6	4	43	740	404	142	104	1,390
5	Covid Care Centre	6	1,010					86					924				
<b>Total Beds</b>		<b>65</b>	<b>4,091</b>	<b>2,545</b>	<b>422</b>	<b>432</b>	<b>7,490</b>	<b>261</b>	<b>180</b>	<b>54</b>	<b>21</b>	<b>516</b>	<b>3,830</b>	<b>2,365</b>	<b>368</b>	<b>411</b>	<b>6,974</b>

\* Status as on 15.01.2022 – 05:30 PM



# HOSPITAL ADMISSIONS LAST 15 DAYS TREND



\* Only Government Quota Admissions through CHBMS considered

\* Only Fresh Admissions considered

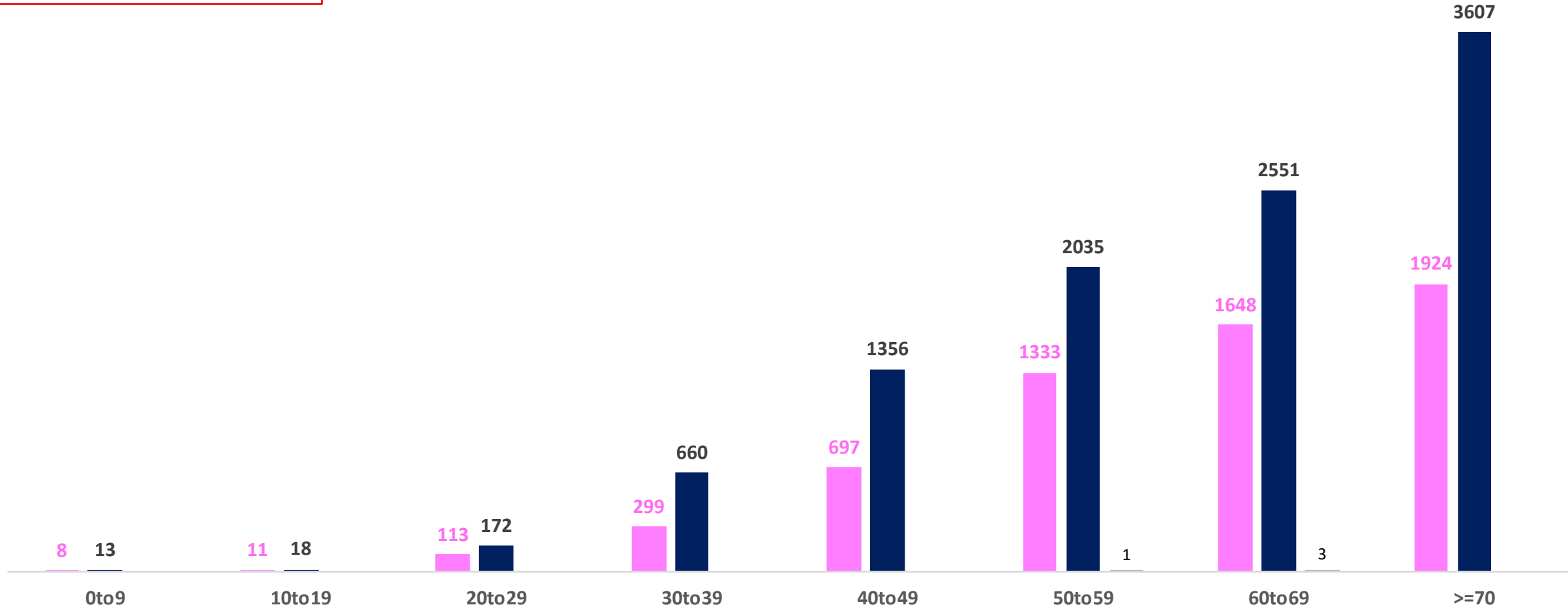


# AGE AND GENDER WISE DISTRIBUTION OF DEATH CASES



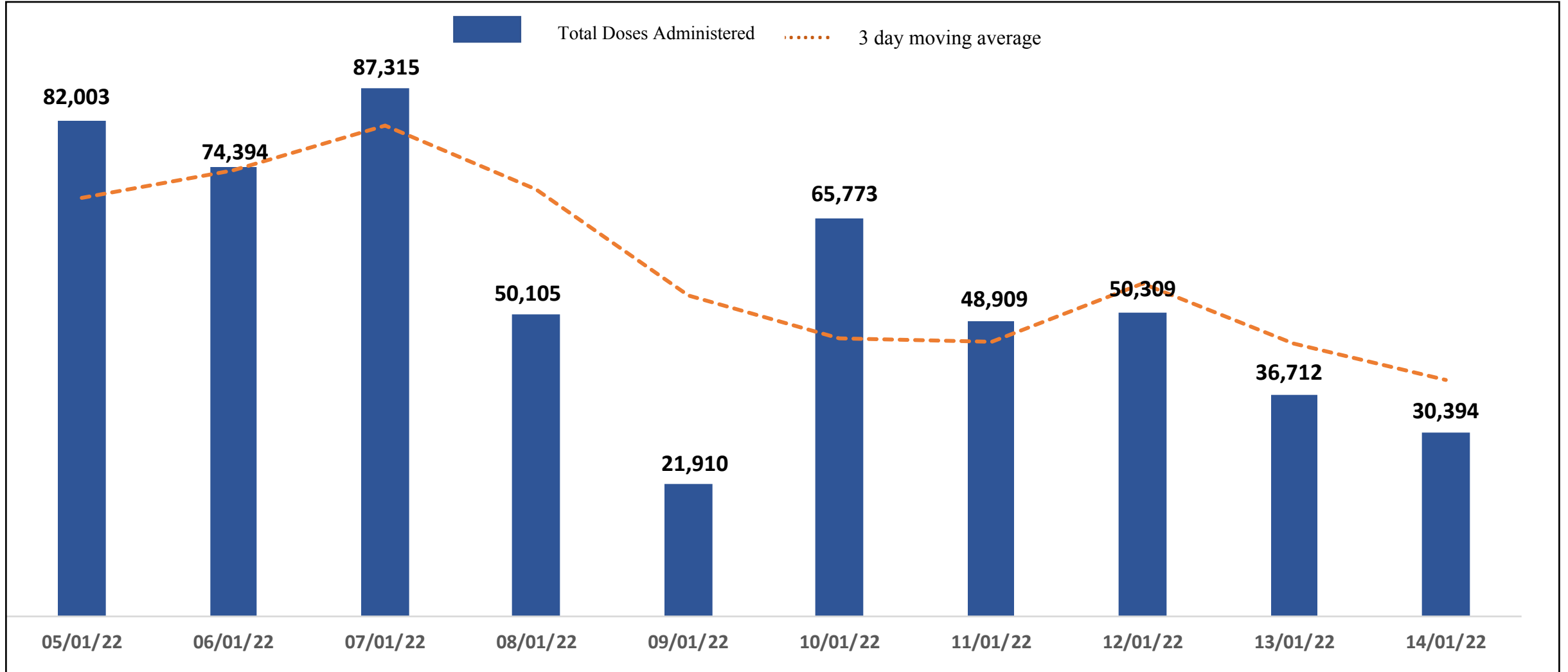
**Death Cases: 16,449**

Female Male Transgender



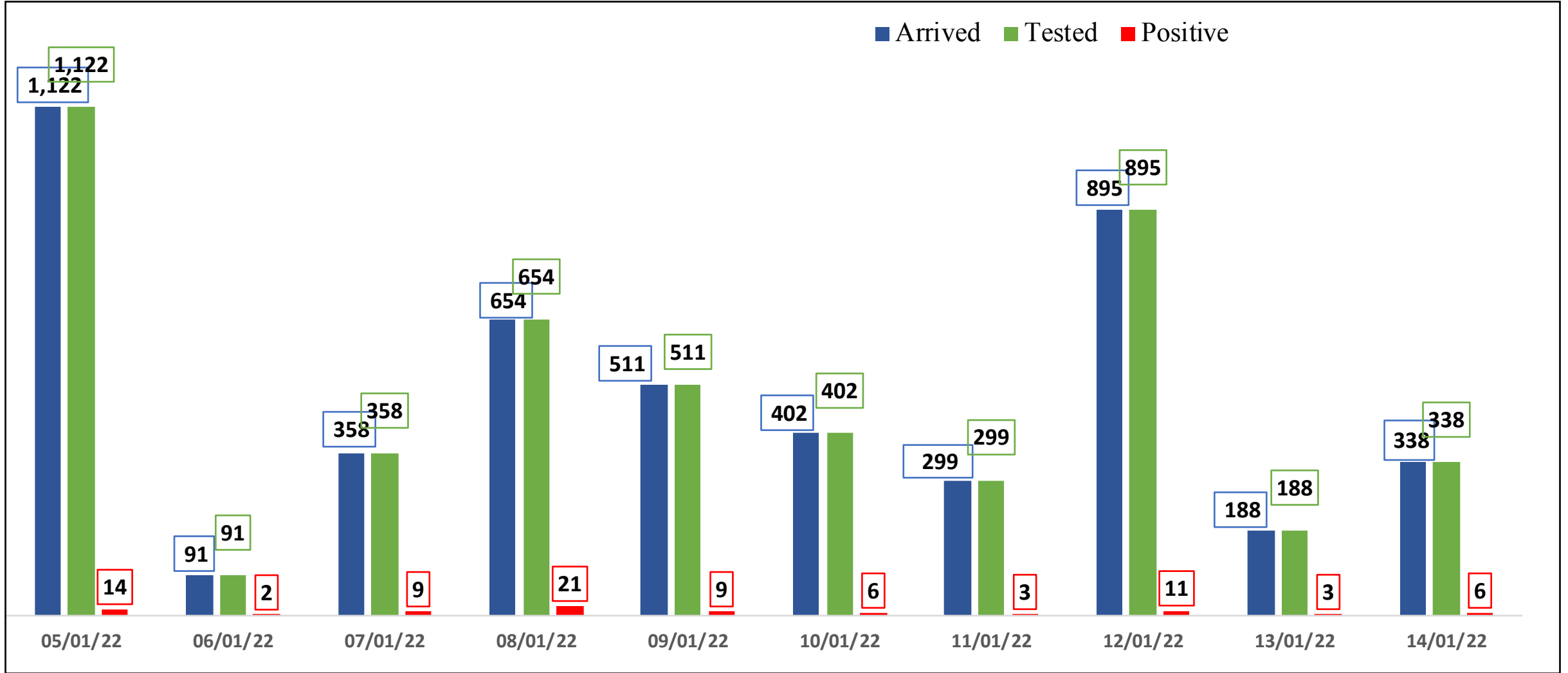


# TOTAL VACCINE DOSES ADMINISTERED IN LAST 10 DAYS





# INTERNATIONAL TRAVELLERS SURVEILLANCE IN LAST 10 DAYS



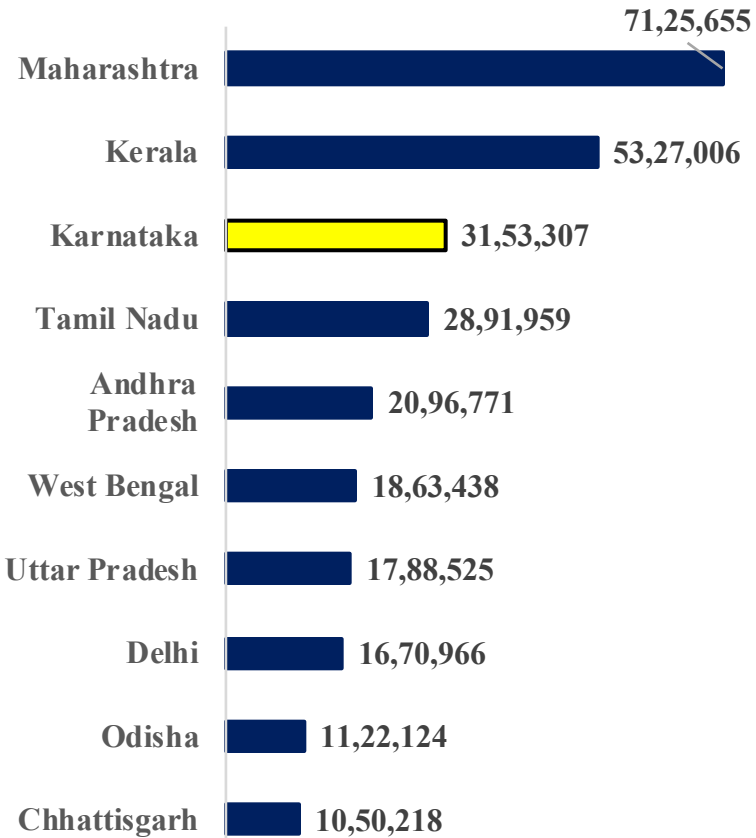




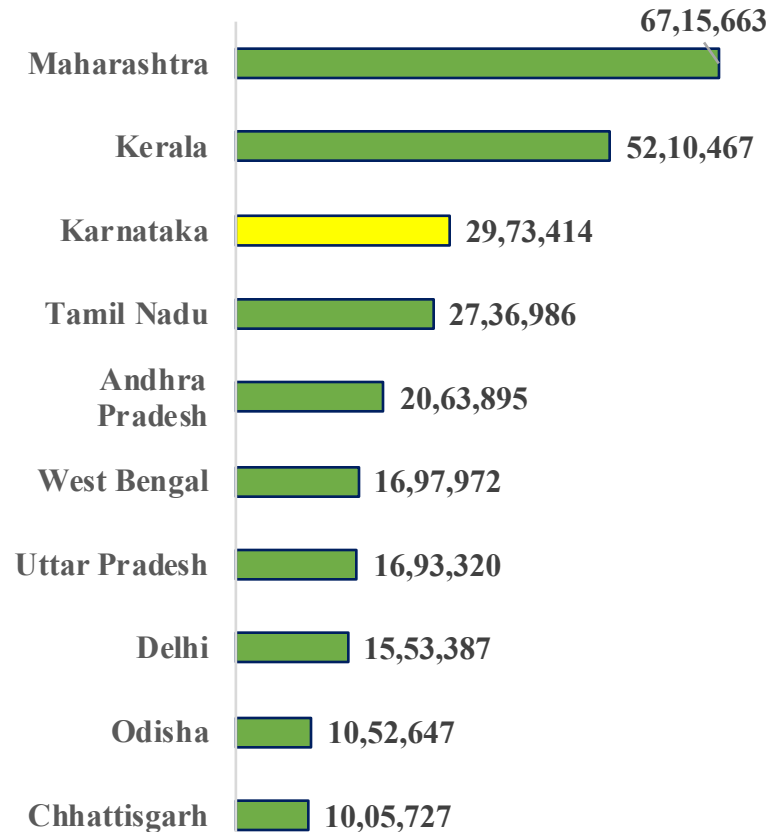
# TOP 10 COVID19 AFFECTED INDIAN STATES



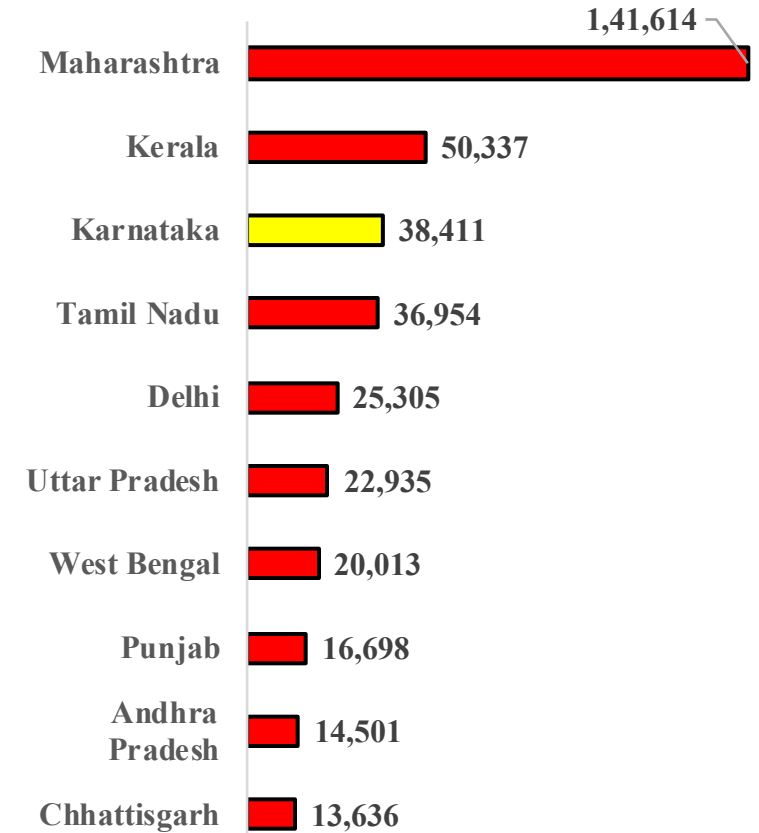
## Total Positive Cases



## Total Recovered Cases



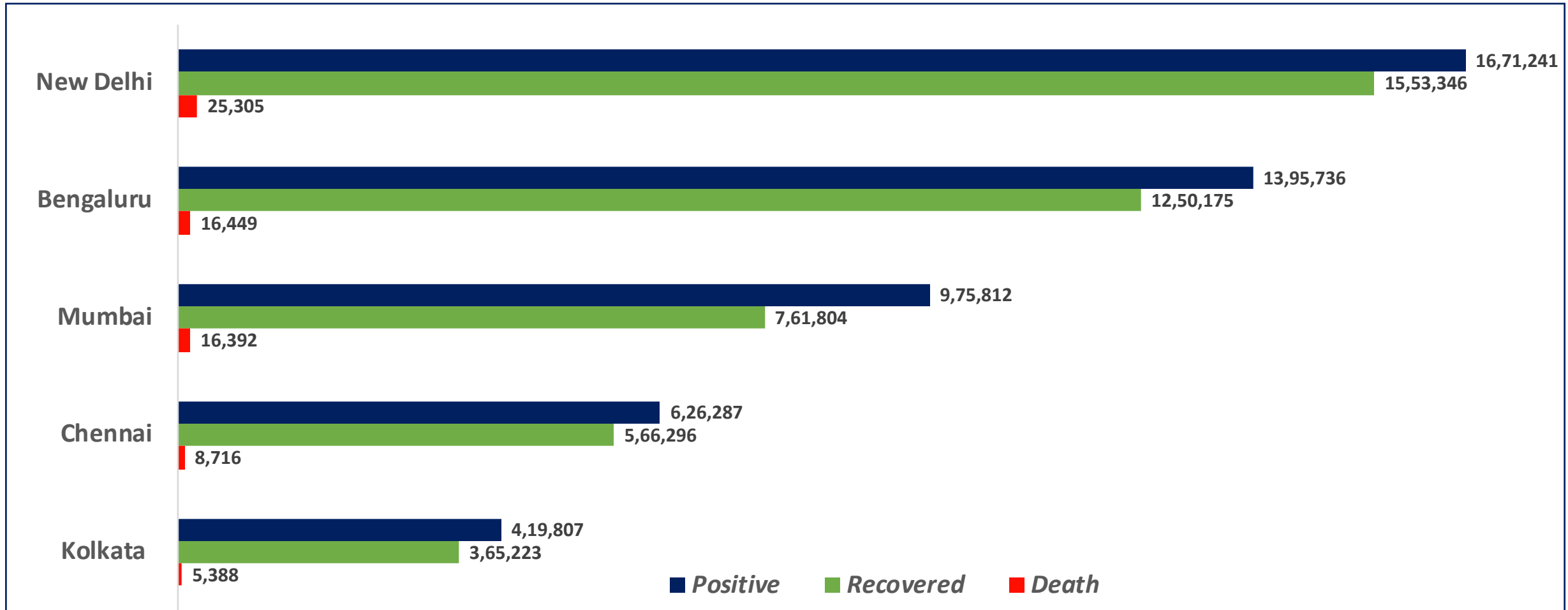
## Total Death Cases



Source : <https://www.covid19tracker.in/> / at 5:50 pm (15.01.2022)



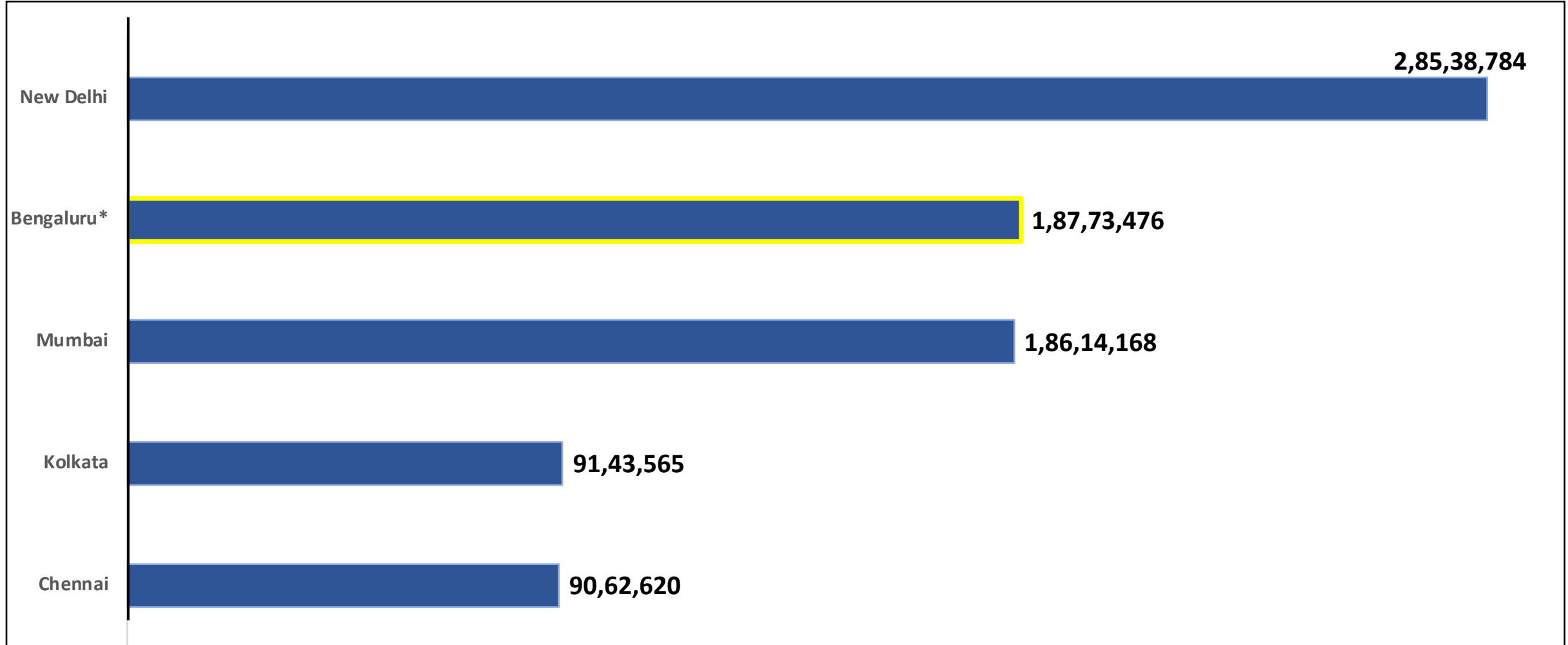
# BENGALURU AND OTHER METROPOLITAN CITIES



Source : <https://www.covid19tracker.in/> at 5:50 pm (15.01.2022)



# VACCINE DOSES ADMINISTERED IN BENGALURU AND OTHER METROPOLITAN CITIES



Source : <https://dashboard.cowin.gov.in/> at 5:50 pm (15.01.2022)

\*includes BBMP & Bengaluru Urban



# SNAPSHOT OF COVID-19 CASES IN BENGALURU URBAN



**Total Wards With  
<=100 Cases\* :  
15**

**Tests Conducted  
On 14.01.2022:  
1,11,662**

**Recovery  
Rate:  
89.57%**

**Total  
Active Cases :  
1,29,112**

**Total Vaccinated on  
14.01.2022:  
30,394**

**Positivity  
Rate\* :  
15.46%**

**Active  
Rate:  
9.25%**

**Case  
Fatality Rate\* :  
0.03%**



\*Total positive cases In the past 7 days

\*CFR and positivity is for Past 7 days



ಬೃಹತ್ ಬೆಂಗಳೂರು ಮಹಾನಗರ ಪಾಲಿಕೆ  
Bruhat Bengaluru Mahanagara Palike



<b>Download BBMP Bulletin</b>	<a href="https://apps.bbmpgov.in/covid19/mediabulletin.php">https://apps.bbmpgov.in/covid19/mediabulletin.php</a>
<b>For BBMPCovid19 Bed Status:</b>	<a href="https://apps.bbmpgov.in/covid19/en/Bedstatus.php">https://apps.bbmpgov.in/covid19/en/Bedstatus.php</a>
<b>To register for vaccination :</b>	<a href="https://selfregistration.cowin.gov.in/">https://selfregistration.cowin.gov.in/</a>
<b>BBMP COVID19 Dashboard:</b>	<a href="https://apps.bbmpgov.in/covid19/">https://apps.bbmpgov.in/covid19/</a>
<b>Follow us on:</b>	 <a href="http://www.facebook.com/bbmp.comm1/">www.facebook.com/bbmp.comm1/</a>
	 <a href="https://twitter.com/BBMPCOMM">twitter.com/BBMPCOMM</a>

Issued by:

Honorable Chief Commissioner, BBMP  
Special Commissioner Health & IT, BBMP  
MD, Bengaluru Smart City Limited

**THANK YOU !**

